



ST. VRAIN
— DRAWER & DOOR —
BUILT IN COLORADO



Authenticity • Balance • Integrity • Driven • Excellence

DOOR CATALOG



Table of Contents

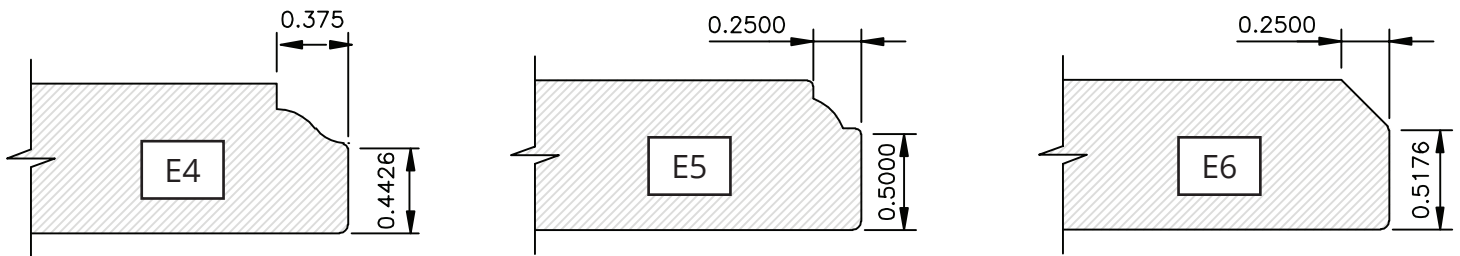
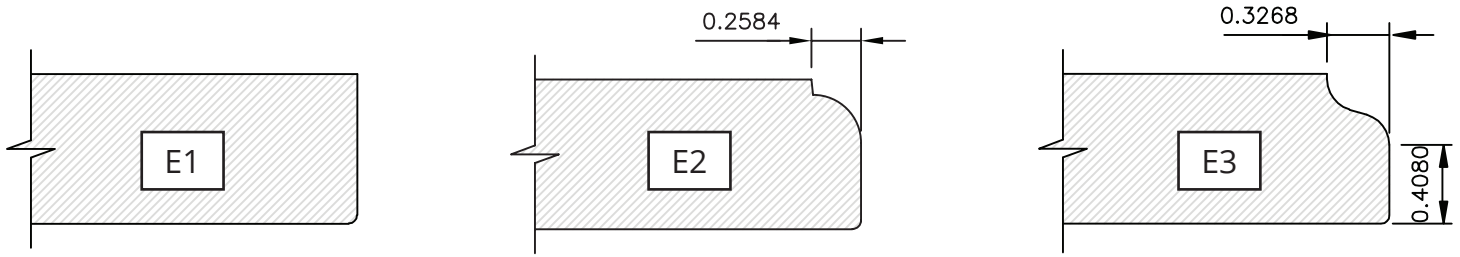
Edge Profiles.3
Frame Profiles5
Panel Profiles7
Panel Design Series 19
Applied Moulding Design Series 2 10
Miscellaneous Design Series 11
Finger Pull Information. 12
Hinge Boring. 14
Wood Species Description 15
General and Warranty Information 18



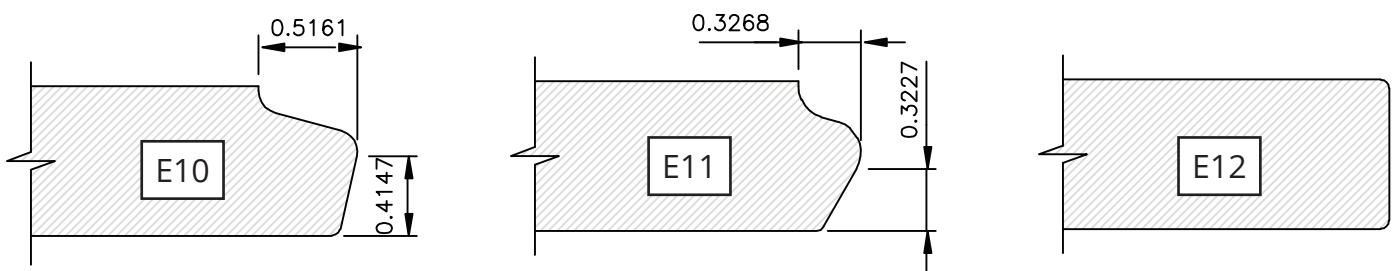
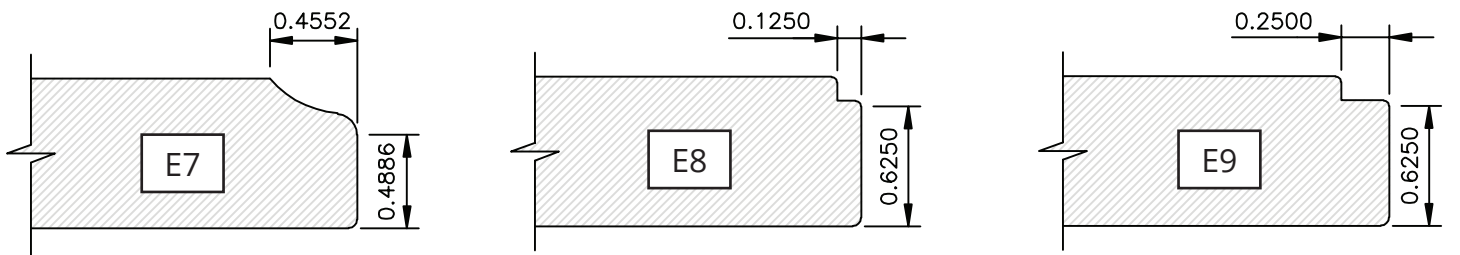
ST. VRAIN
DRAWER & DOOR
BUILT IN COLORADO

13890 Deere Ct. Longmont, CO 80504 • 970-535-4979 • orders@stvraindovetail.com
www.stvraindovetail.com

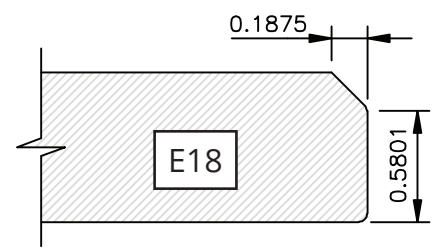
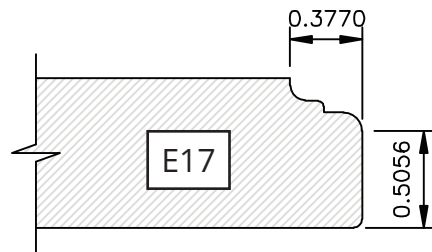
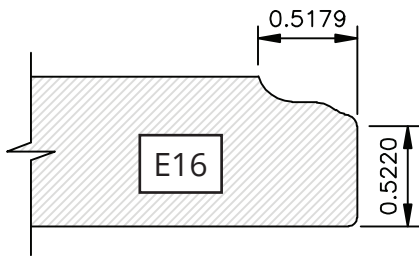
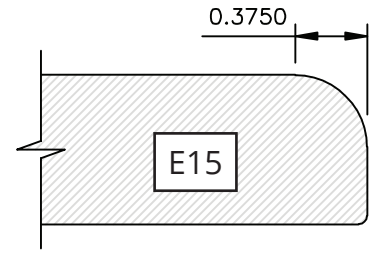
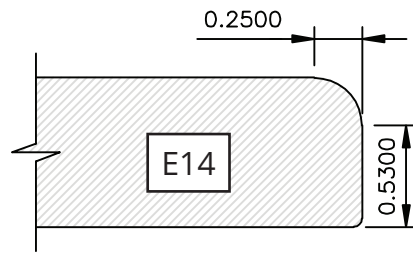
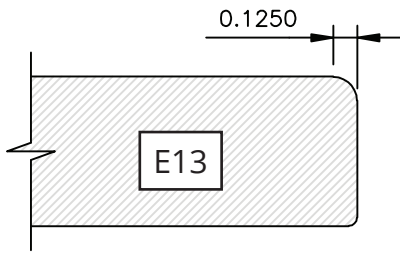
Edge Profiles



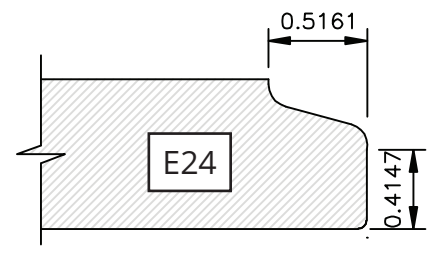
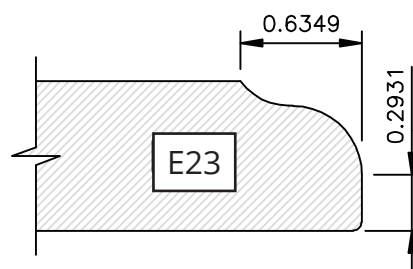
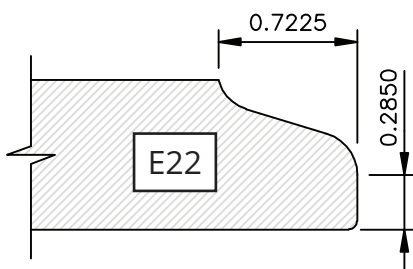
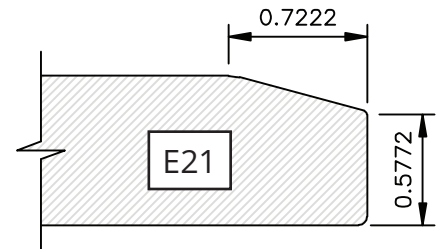
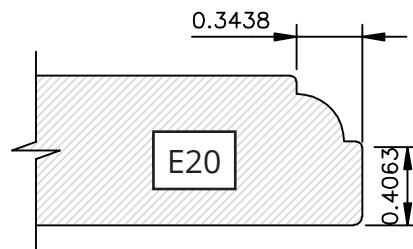
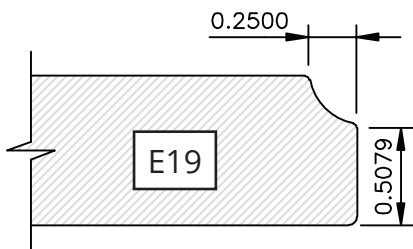
DRAWINGS ARE TO SCALE



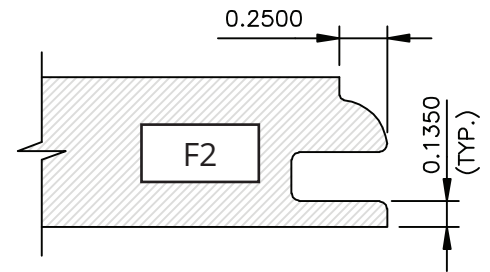
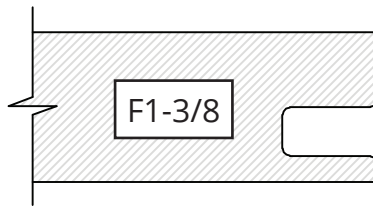
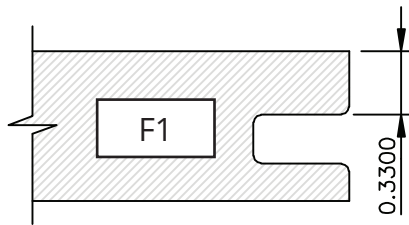
Edge Profiles



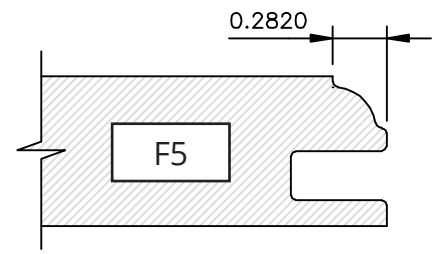
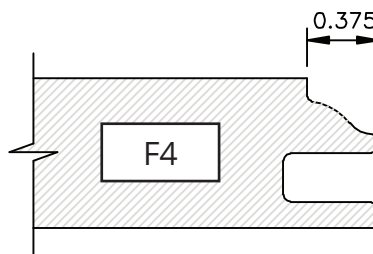
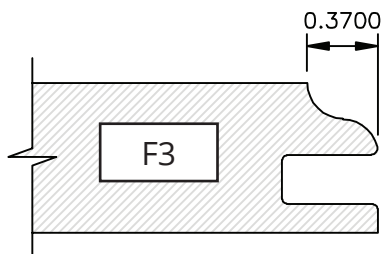
DRAWINGS ARE TO SCALE



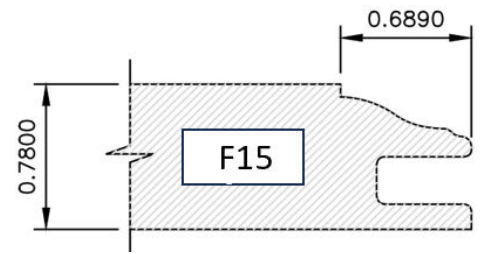
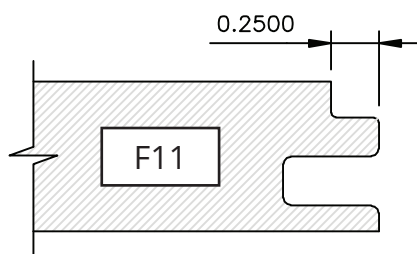
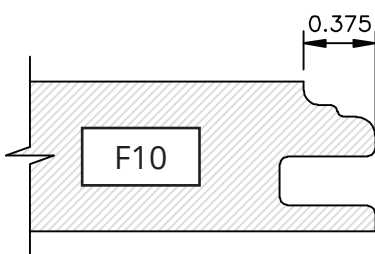
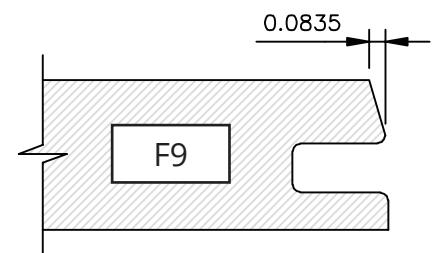
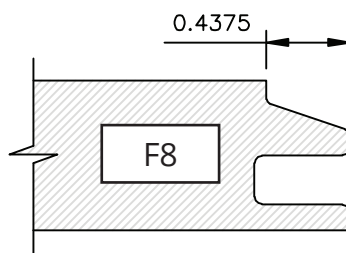
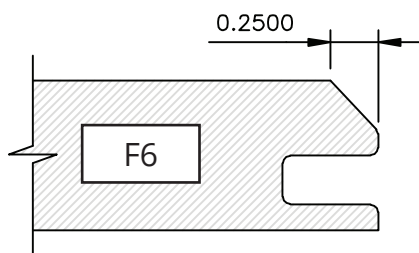
Frame Profiles



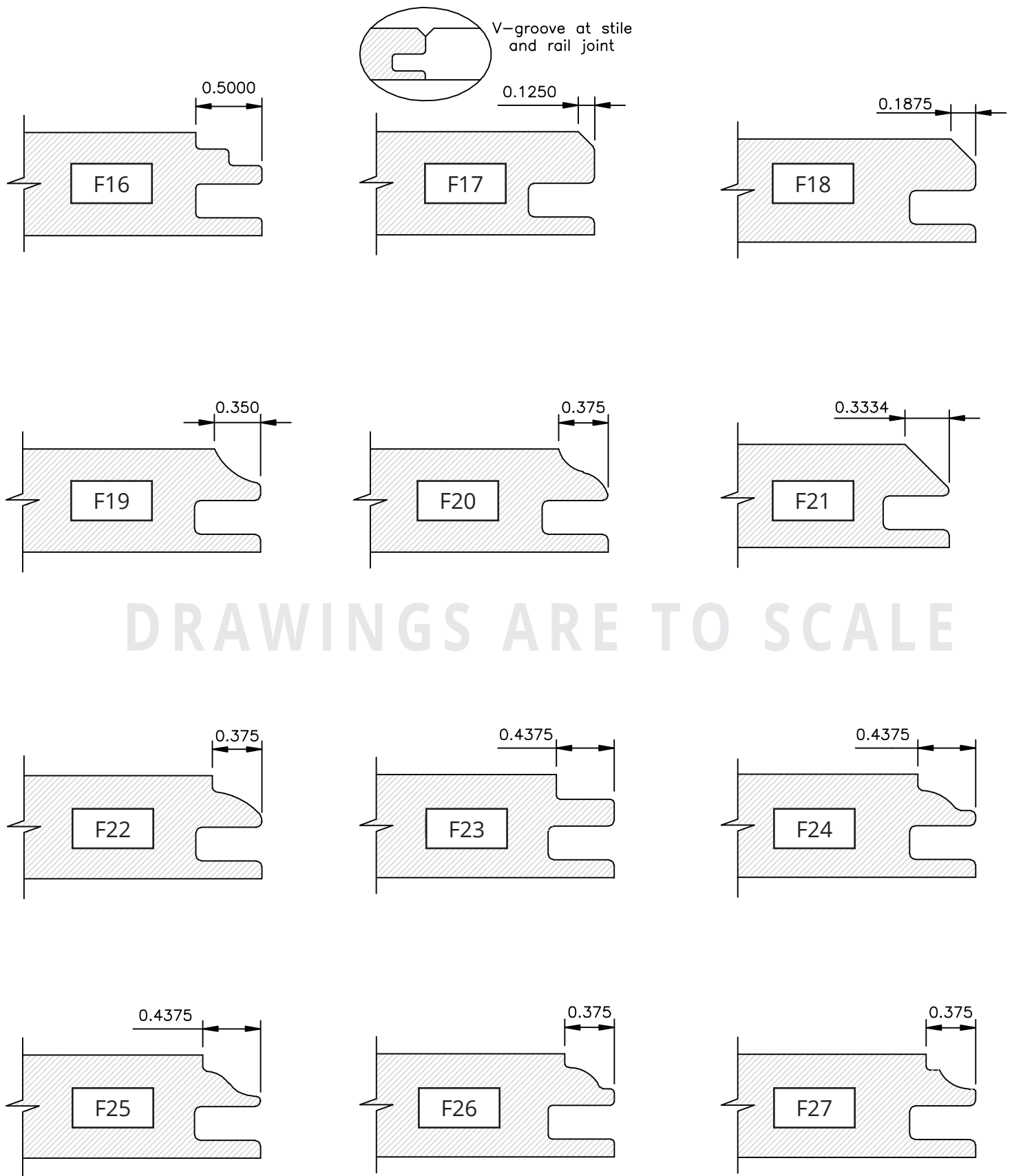
Caution: Please verify panel thickness compatibility when ordering F1 or F1-3/8.



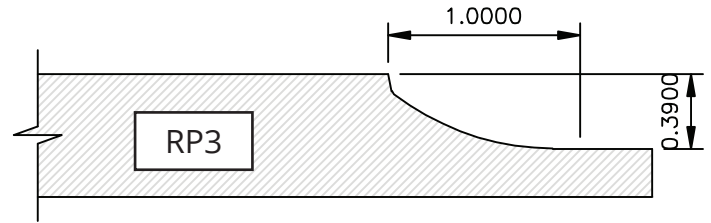
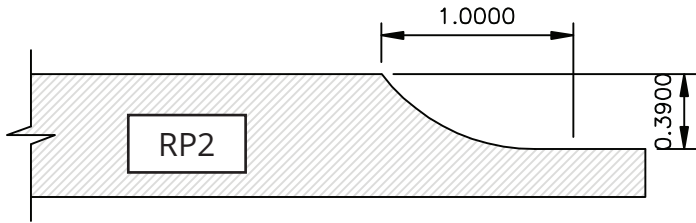
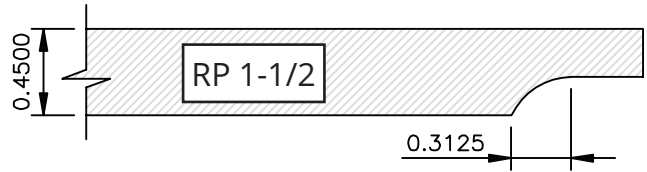
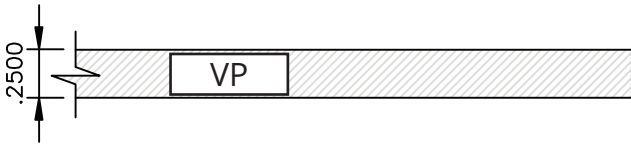
DRAWINGS ARE TO SCALE



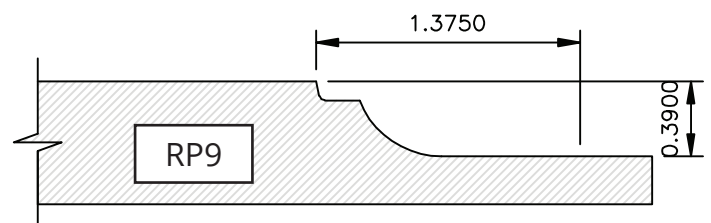
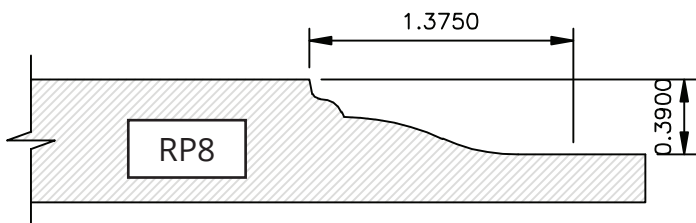
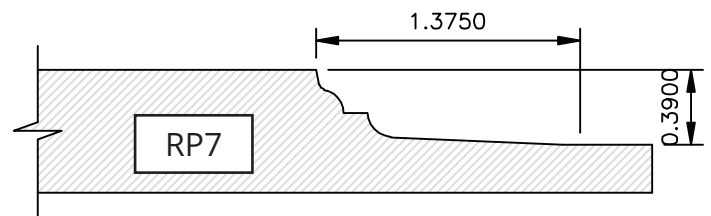
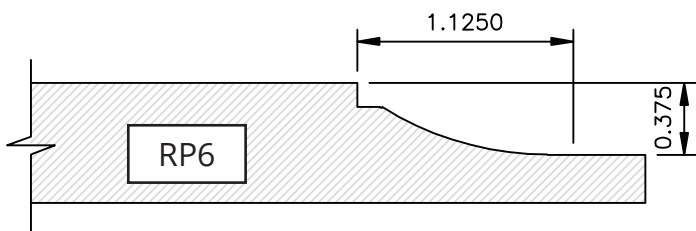
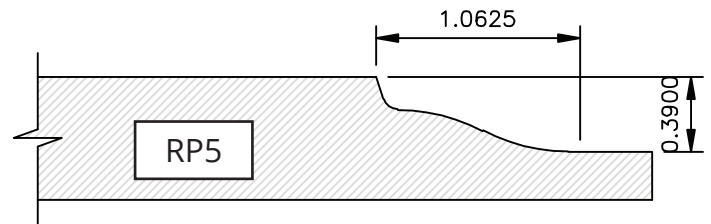
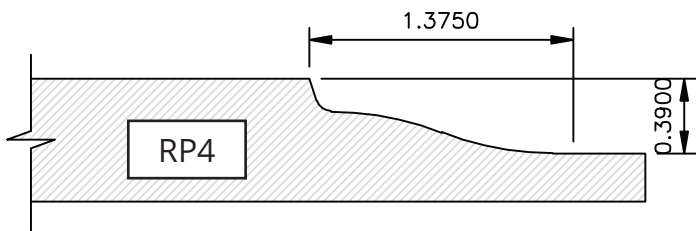
Frame Profiles



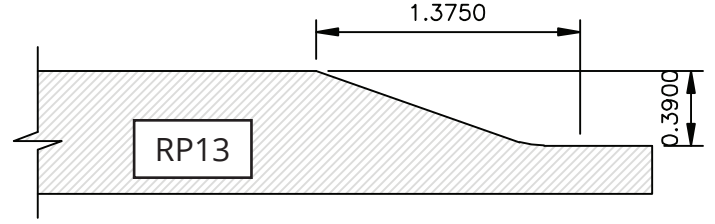
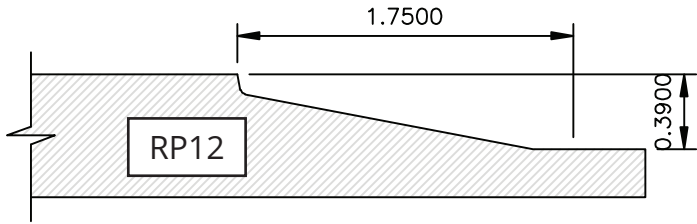
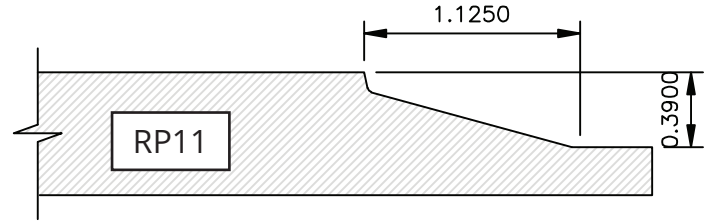
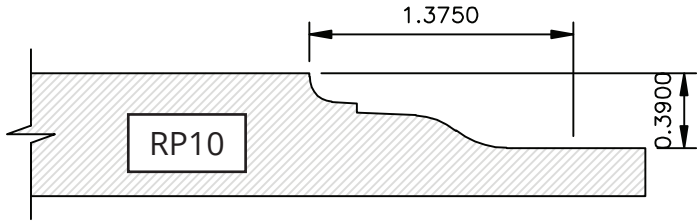
Panel Profiles



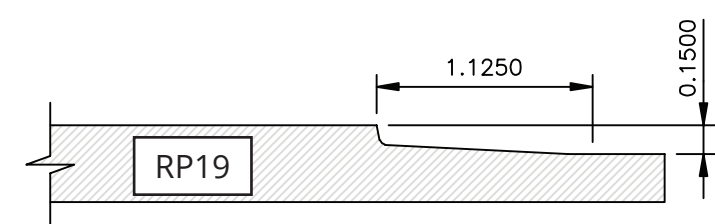
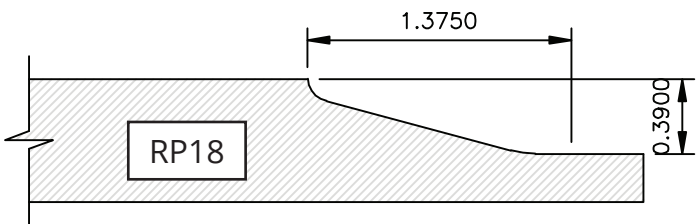
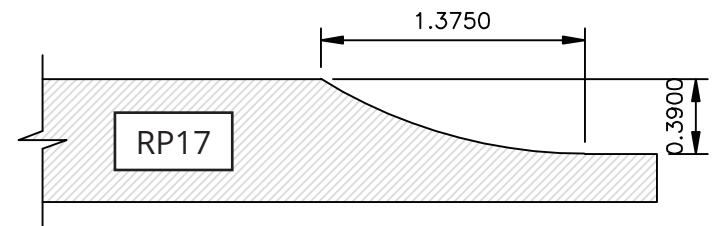
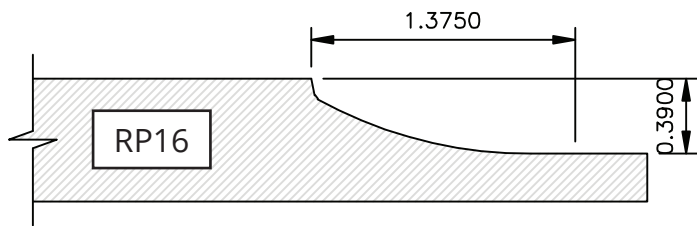
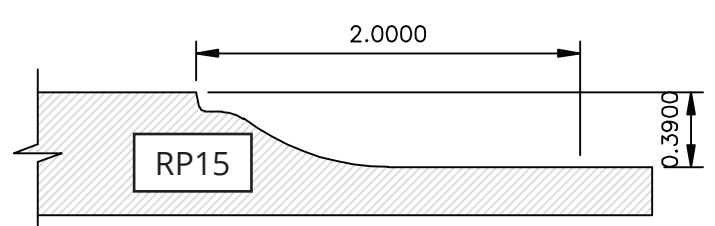
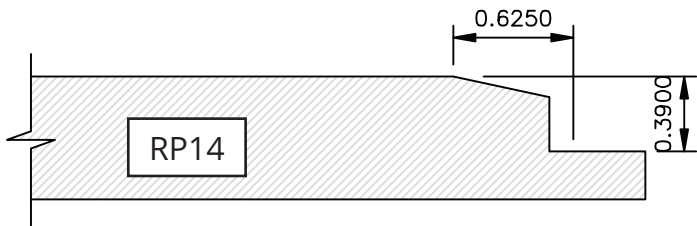
DRAWINGS ARE TO SCALE



Panel Profiles




DRAWINGS ARE TO SCALE



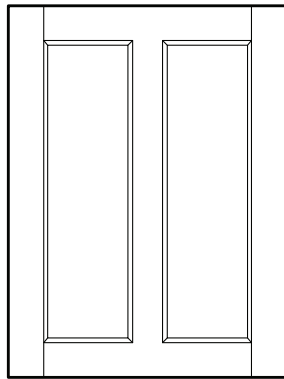
Panel Design Series

Square Top



1000


1/4" & Raised Panels



1002


1/4" & Raised Panels

Round Top



1100

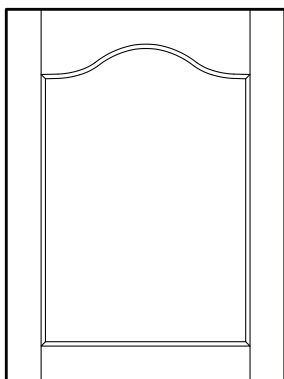
1/4" & Raised Panels



1102


1/4" & Raised Panels

Crown Top



1200


1/4" & Raised Panels
Arch Rail Width: 4"



1202


1/4" & Raised Panels
Arch Rail Width: 4"

Arch Top



1300

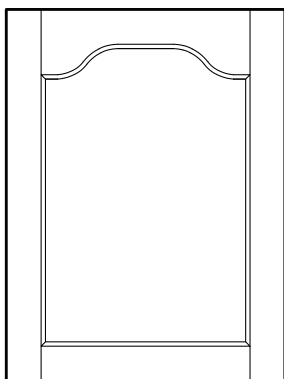
1/4" & Raised Panels
Arch Rail Width: 5"



1302

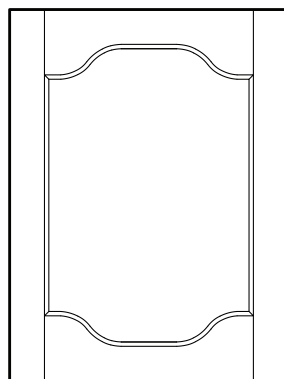
1/4" & Raised Panels
Arch Rail Width: 5"

Modified Top



1400


1/4" & Raised Panels
Arch Rail Width: 5"



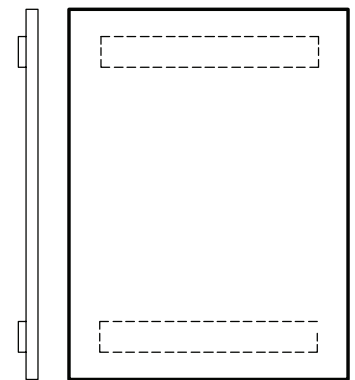
1402

1/4" & Raised Panels
Arch Rail Width: 5"

Slab Doors



SL100
Grain Direction Vertical

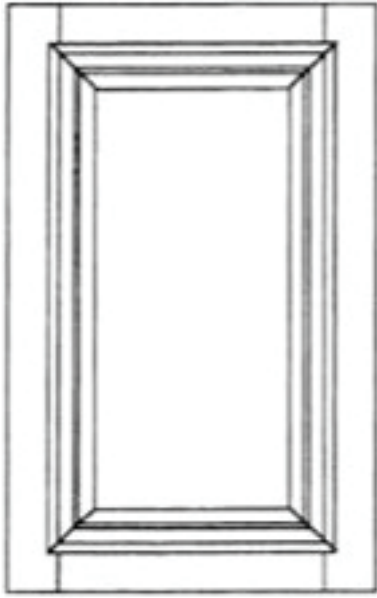


SL101¹
Panel Options: **Slab Only**
Grain Direction Vertical

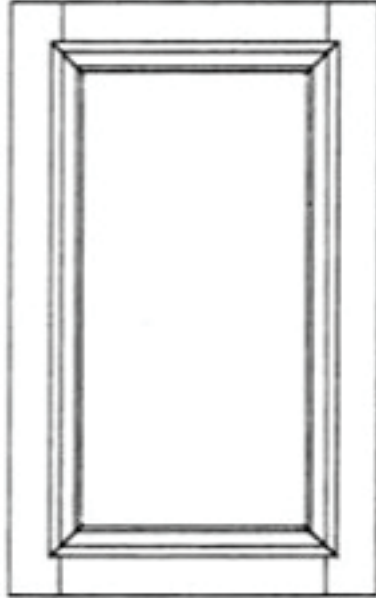
Because of the potential of a solid slab door to warp, twist, or cup; St. Vrain Drawer and Door only guarantees the SL101 style. The battens are screwed 2 1/4" away from all slab edges. SL101 Minimum Width is 8 1/2".



Applied Moulding Design Series



VP1000



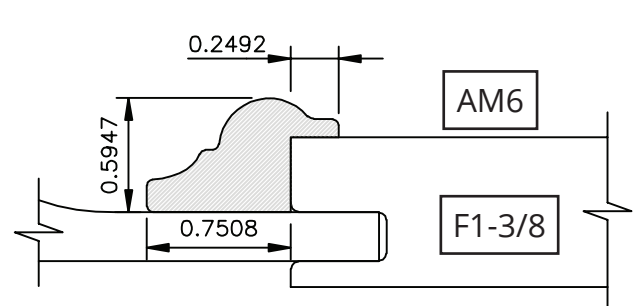
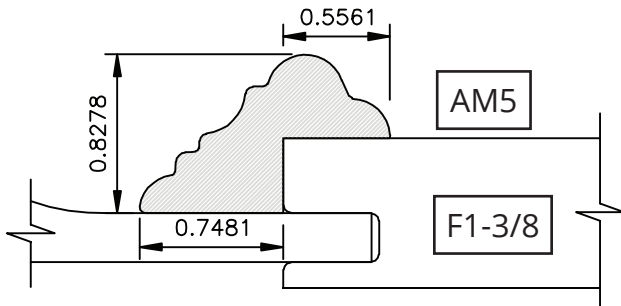
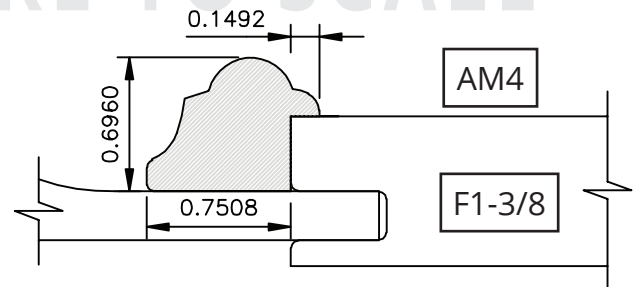
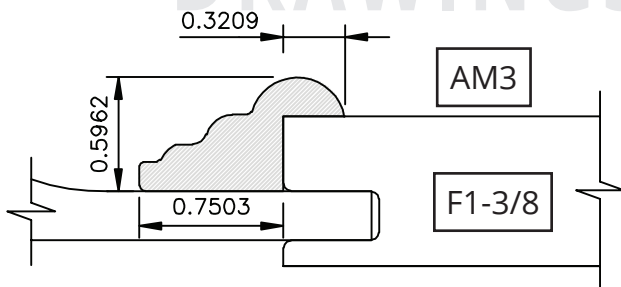
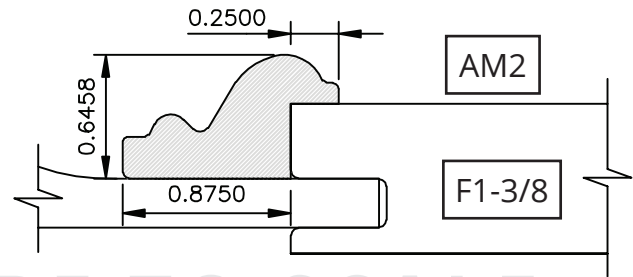
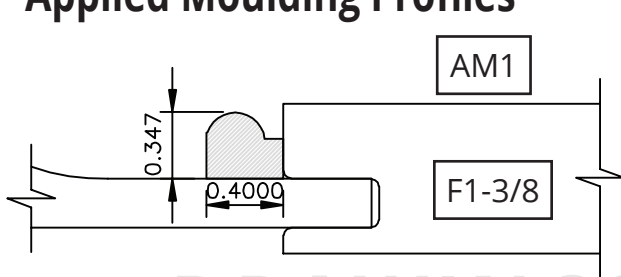
RP1000

Mouldings are dimensional for a 3/8" inside edge, and are only available in square top designs. F1-3/8 profile only for inside edge.

Moulding is micro pinned and glued to frame only.

AP= Choose Series 1000 and then make a choice in the Applied Moulding Profile choices.

Applied Moulding Profiles



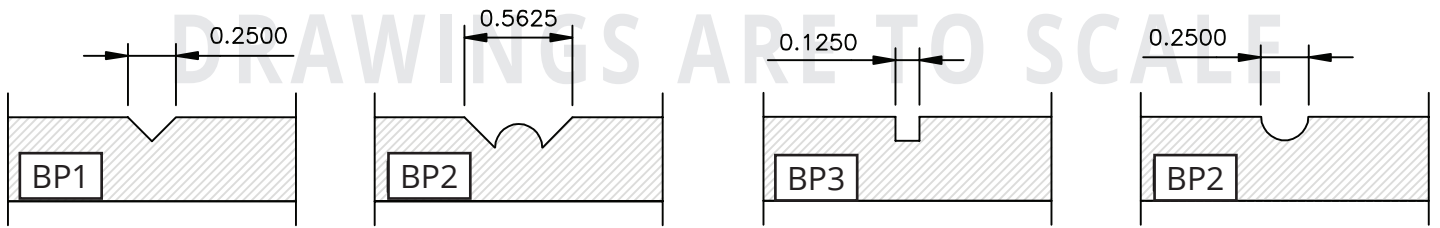
DRAWINGS ARE TO SCALE



Beaded Panel Design Series

Spacing (in.) on centers	1	1¼	1½	1¾	2	2¼	2½	2¾	3	3¼	3½	3¾	4	Custom Spacing
--------------------------	---	----	----	----	---	----	----	----	---	----	----	----	---	----------------

Spacing on inch centers. Custom centers on request.

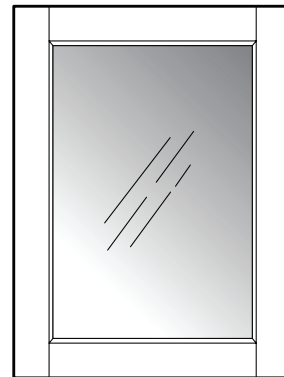


Glass Frame Design Series


Rout Only Profile

Retainer Profile


Clear flexible glass retainer moulding to hold 1/8" glass thickness is provided with the Retainer Profile.



Mullion/French Lite Design Series



4 French Lite



6 French Lite

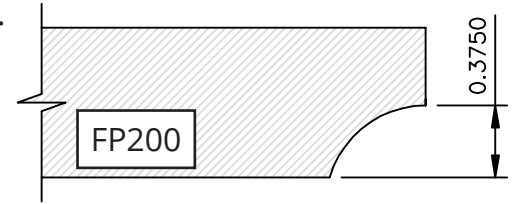
- * Standard design is with all lites being of equal size
- * All frame "F" profiles are available as glass mullion stock.



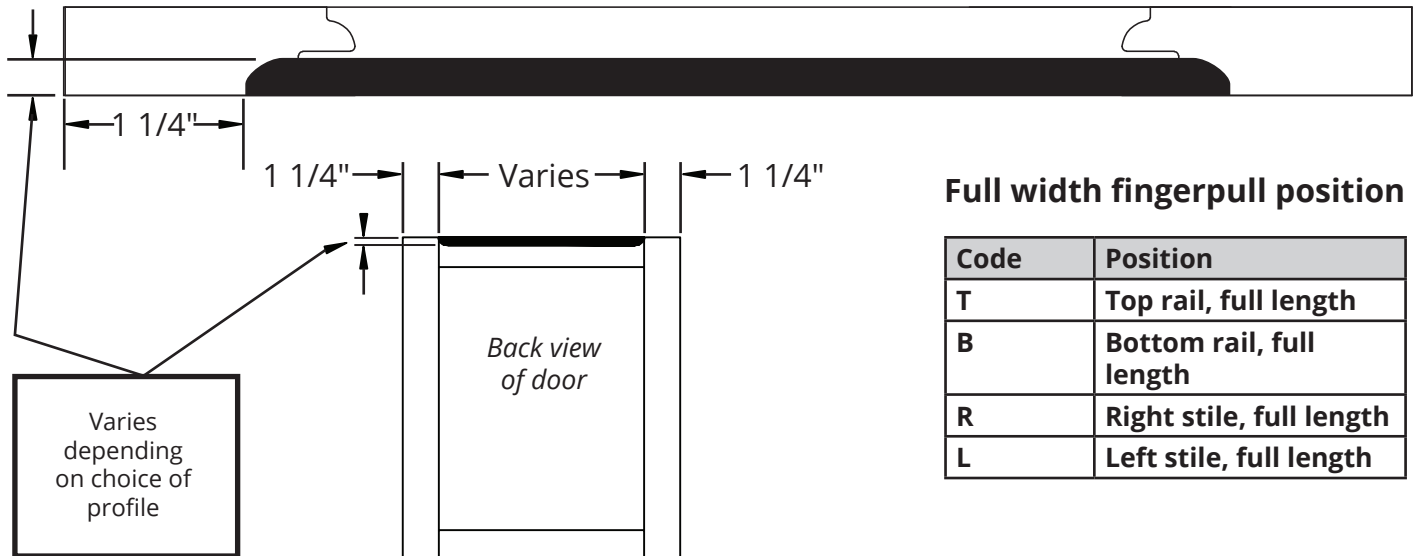
Fingerpull Options

General Notes:


- 1) Position is viewed from the front of the door or drawer front.
- 2) All finger pulls are routed on the back side of the door or drawer front.
- 3) Bore size height 3/8" depth will vary depending on outside edge profile (1/4" - 3/8")
- 4) Minimum Door Height and Width for fingerpulls is 6 1/2" x 6 1/2".



Full Width Fingerpull Position

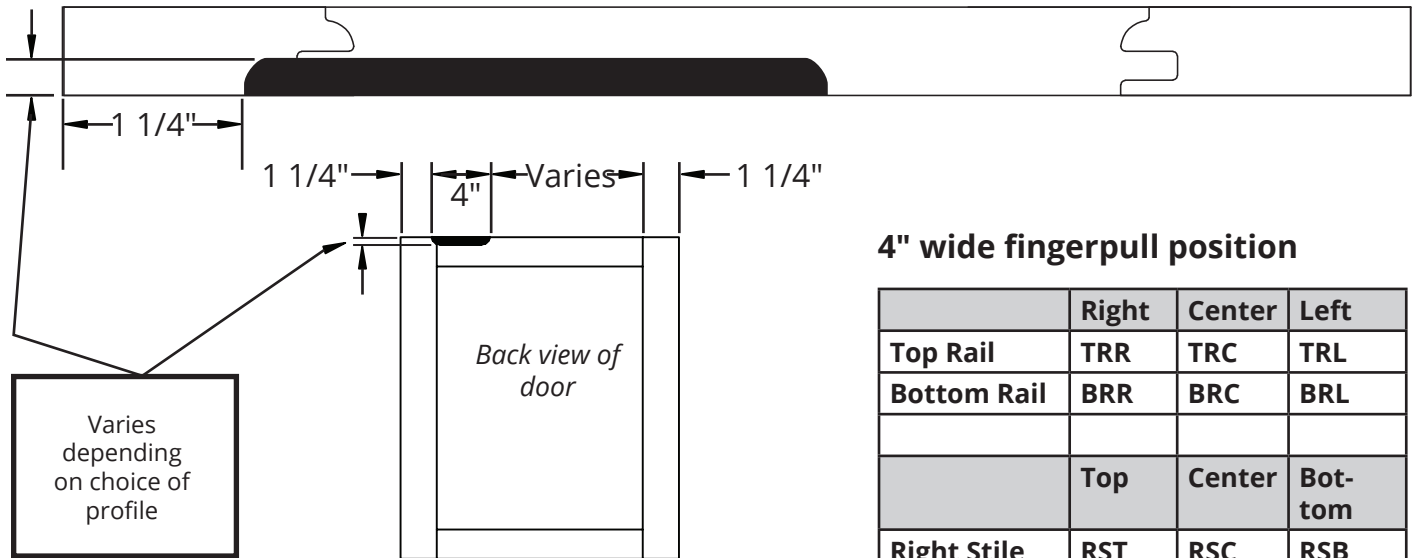


Example of T position



Fingerpull Options


4" Wide Fingerpull Position



Example of TRL position

4" wide fingerpull position

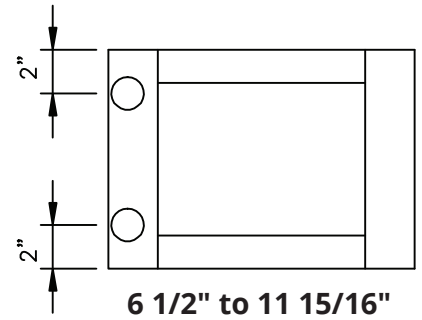
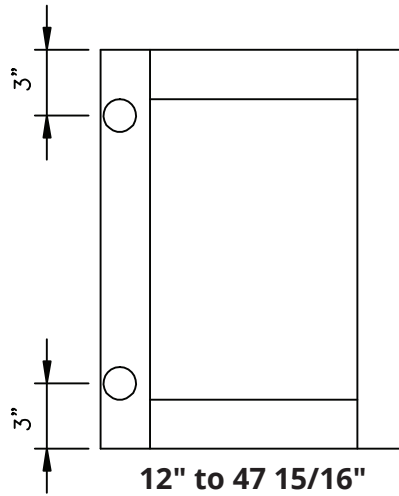
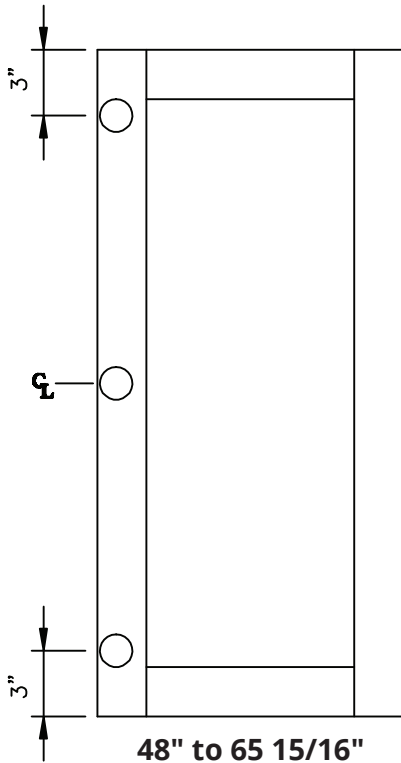
	Right	Center	Left
Top Rail	TRR	TRC	TRL
Bottom Rail	BRR	BRC	BRL
	Top	Center	Bottom
Right Stile	RST	RSC	RSB
Left Stile	LST	LSC	LSB



Minimum Door Height and Width for fingerpulls is 6 1/2" x 6 1/2".



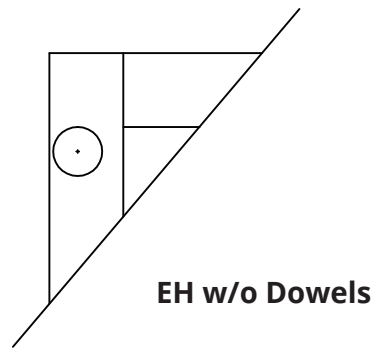
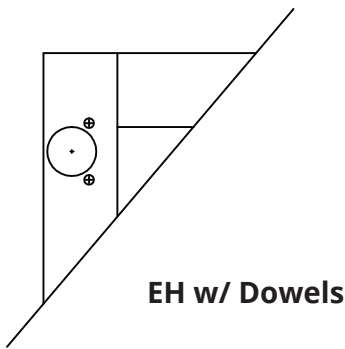
Hinge Options



All doors 66" and over receive four hinge bores.

Standard Hinge Boring

Cup Blum (BH) and European (EH): Standard distance from edge is 3mm, 1/2" deep. Hinge placement as shown above. If a custom distance from edge is needed, please inform a customer care representative.



Wood Species Description

Alder-Rustic ~ This unique species may have many contrasts. Color variations may range from light tan to reddish brown. There will be wide range of rustic characteristics, knots, mineral, and some checking. All materials will be structurally sound, but some small knots may be open. Knot size and the amount of defects allowed cannot be specified by the customer.

Alder-Select ~ Normal characteristics of this species will be monitored under tighter guidelines than our standard product. This grade will be uniform in color and grain throughout. There may be very small amounts of mineral in the machined areas. This is a good product for natural to light stains.

Beech-European Natural ~ The common characteristics within this product will be allowed. The result of this mixture is a nice blend of light to medium color throughout. A small amount of mineral will be allowed on the face and in the machined areas. This product would be best used with a medium to dark stain.

Beech-European Rustic ~ This unique species may have many contrasts. Color variations may range from light tan to reddish brown. There will be wide range of rustic characteristics, knots, mineral, and some checking. All materials will be structurally sound, but some small knots may be open. Knot size and the amount of defects allowed cannot be specified by the customer.

Beech-European Select ~ Normal characteristics of this species will be monitored under tighter guidelines than our standard product. This grade will be uniform in color and grain throughout. There may be very small amounts of mineral in the machined areas. This is a good product for natural to light stains.

Cherry-Heritage ~ This product is somewhat unique. It has all the characteristics common to the species with its guidelines the same as the rustic grade. Large knots are not allowed in this grade, but plenty of bird peck, mineral, and small defects. This is a great product for someone wanting all the natural characteristics of the species without large knots.

Cherry-Natural ~ The common characteristics within this product will be allowed. The result of this mixture is a nice blend of light to medium color throughout. A small amount of mineral will be allowed on the face and in the machined areas. This product would be best used with a medium to dark stain.

Cherry-Rustic ~ This unique species may have many contrasts. Color variations may range from sap wood to deep red. There will be a wide range of rustic characteristics, knots, sapwood, mineral, and some checking. All materials will be structurally sound, but some small knots may be open. Knot size and the amount of defects or sap allowed cannot be specified by the customer.

Cherry-Select ~ Normal characteristics of this species will be monitored under tighter guidelines than our standard product. This grade will be uniform in color and grain throughout. There may be very small amounts of mineral in the machined areas. This is a good product for natural to light stains.

Hickory-Heritage ~ This product is somewhat unique. It has all the characteristics common to the species, with its guidelines the same as the rustic grade. Large knots are not allowed in this grade, but plenty of bird peck, mineral, and small defects. This is a great product for someone wanting all the natural characteristics of the species, without large knots.

Hickory-Natural ~ The natural characteristics common to this product are standard, which results in a blend of sapwood and heartwood throughout the product. A small amount of mineral is allowed on the face and in the machined areas.



Wood Species Description

Hickory-Rustic ~ This unique species may have many contrasts. Color variations may range from white to dark brown. There will be wide range of rustic characteristics, knots, sapwood, mineral, and some checking. All materials will be structurally sound, but some small knots may be open. Knot size and the amount of defects allowed cannot be specified by the customer.

Hickory-Select ~ Normal characteristics of this species will be monitored under tighter guidelines than our standard product. A mixture of sapwood and heartwood will be allowed and will be blended throughout. There may be very small amounts of mineral in the machined areas.

Hard Maple-Rustic ~ This unique species may have many contrasts. Color variations may range from creamy white to medium brown. There will be a wide range of rustic characteristics, knots, sapwood, mineral, and some checking. All materials will be structurally sound, but some small knots may be open. Knot size and the amount of defects or sap allowed cannot be specified by the customer.

Hard Maple-White ~ Normal characteristics of this species will be monitored under tight guidelines. This grade will be uniform in color and grain throughout. There may be very small amounts of mineral in the machined areas. This is a good product for natural to light stains.

Pine-Clear ~ The common characteristics within this product will be allowed. The result of this mixture is a blend of light sapwood to red heartwood throughout. A small amount of mineral will be allowed on the face and in the machined areas. There will be no knots in this grade.

Pine-Knotty ~ The common characteristics within this product will be allowed. The result of this mixture is a blend of light sapwood to red heartwood throughout. A small amount of mineral will be allowed on the face and in the machined areas. Knots will be structurally sound and may range in color from black to brownish red.

Poplar-Paint grade ~ This product may have small glue staves, and color and grain match will not be considered in this grade. This product is structurally sound and is suitable for painting.

Poplar-Select ~ Normal characteristics of this species will be monitored under tighter guidelines than our standard product. A mixture of sapwood and heartwood will be allowed and will be blended throughout. There may be very small amounts of mineral in the machined areas.

Red Oak-Natural ~ The common characteristics within this product will be allowed. The result of this mixture is a nice blend of light to medium color throughout. A small amount of mineral will be allowed on the face and in the machined areas. This product would be best used with a medium to dark stain.

Red Oak-Quarter Sawn ~ This specie will follow the same guidelines as the Natural Red Oak, the only difference being in the way the lumber is cut at the sawmill. Quarter Sawn lumber is cut in such a way that the grain will have a straighter appearance and there will be flecks or "quarters" in the face of the product.

Red Oak-Rift Sawn ~ This specie will follow the same guidelines as the Natural Red Oak, the only difference being in the way the lumber is cut at the sawmill. Rift Sawn lumber is cut in such a way that the grain will have a straight, thin pencil line appearance.

Red Oak-Select ~ Normal characteristics of this specie will be monitored under tighter guidelines than our standard product. This grade will be uniform in color and grain and will be lighter than our natural product. There may be very small amounts of mineral in the machined areas. This is a good product for natural to light stains.



Wood Species Description

Soft Maple-Paint grade ~ This product may have small glue staves, and color and grain match will not be considered in this grade. This product is structurally sound and is suitable for painting.

Soft Maple-White ~ Normal characteristics of this specie will be monitored under tight guidelines. This grade will be uniform in color and grain. There may be very small amounts of mineral in the machined areas. This is a good product for natural to light stains.

Soft Maple-Wormy ~ This unique species will have many contrasts allowed. Color variations may range from white to reddish brown, with worm holes, streaking and discoloration. All materials will be structurally sound, but worm holes will be open. The number of worm holes and streaking allowed cannot be specified by the customer.

Walnut-Natural ~ The common characteristics within this product will be allowed. The result of this mixture is a light sapwood to dark heartwood throughout. A small amount of mineral will be allowed on the face and in the machined areas. This product would be best used with a medium to dark stain.

Walnut-Premium ~ Normal characteristics of this specie will be monitored under tighter guidelines than our standard product. This grade will be uniform in color and grain throughout. There may be very small amounts of mineral in the machined areas. This is a good product for natural to light stains.

Walnut-Rustic ~ This unique species will have many contrasts allowed. Color variations will be kept to a minimum, but small amounts of sap are allowed in this grade. There will be wide range of rustic characteristics, knots, sapwood, mineral and some checking. All materials will be structurally sound, but some small knots may be open. Knot size and the amount of defects or sap allowed cannot be specified by the customer.

White Oak-Natural ~ The common characteristics within this product will be allowed. The result of this mixture is a nice blend of light to medium color throughout. A small amount of mineral will be allowed on the face and in the machined areas. This product would be best used with a medium to dark stain.

White Oak-Quarter Sawn ~ This specie will follow the same guidelines as the Natural Red Oak, the only difference being in the way the lumber is cut at the sawmill. Quarter Sawn lumber is cut in such a way that the grain will have a straighter appearance and there will be flecks or "quarters" in the face of the product.

White Oak-Rift Sawn ~ This specie will follow the same guidelines as the Natural Red Oak, the only difference being in the way the lumber is cut at the sawmill. Rift Sawn lumber is cut in such a way that the grain will have a straight, thin pencil line, appearance.

White Oak-Rustic ~ This unique species will have many contrasts allowed. Color variations may range from light tan to dark brown. There will be wide range of rustic characteristics, knots, sapwood, mineral and some checking. All materials will be structurally sound, but some small knots may be open. Knot size and the amount of defects or sap allowed cannot be specified by the customer.

White Oak-Select ~ Normal characteristics of this specie will be monitored under tighter guidelines than our standard product. This grade will be uniform in color and grain throughout. There may be very small amounts of mineral in the machined areas. This is a good product for natural to light stains.



General and Warranty Information

TOLERANCES

Size: St. Vrain Dovetail warrants the overall size of all doors and drawer fronts to within +/- 1/32".

Mitered and Applied Moulding Door Joints: All doors will expand and contract as they adapt to their surroundings. The joints on these doors will open and close as they acclimate. Therefore, a gap of .010" is considered appropriate. All doors should be kept in a climate controlled environment year round.

Veneer (MDF Core) Panel Doors: The panels in these doors are 1/4" veneered with MDF Core. Though we take precautions to acquire the best available sheet goods, the veneer will not always match the frames. If your job requires a close color match, we recommend using a solid wood panel with the 680 panel profile.

LIMITED WARRANTY

St. Vrain Dovetail offers a one-year warranty on all our standard products against faulty material and workmanship. This warranty covers the replacement of our product in an unfinished state as originally delivered. St. Vrain Dovetail will not be held responsible for delays caused by factors beyond our control, i.e. obstruction to or blockage of usual routes of transportation, unavoidable accident, riots, natural disasters, vehicle shortages, prevention of labor, power shortages, or lack of materials. Our liability under this warranty is limited to the invoice price of the products as sold by us. There are no other warranties of any kind, expressed or implied.

Veneer panels, although warranted to be of similar color, may not exactly match the solid wood frames.

Due to the inherent nature of wood, some expansion and contraction will occur according to the door size and the environmental conditions involved. For this reason, some movement, especially in the raised panels, is expected and may show up after finishing.

St. Vrain Dovetail recommends using MDF center panels on all paint grade projects for the most stability against warping and twisting.

CONDITIONS OF LIMITED WARRANTY

For the purposes of this limited warranty a defective product is defined as any product manufactured by St. Vrain Dovetail which displays warpage, delamination, swelling, or twisting within one (1) year from the date of delivery when purchaser complies with each of the following mandatory conditions:

1. At all times purchaser must handle each product in a professional and workmanlike manner.
2. Reasonable care must be used in the selection, fitting, and applying of appropriate hardware to each applicable product.
3. Products shall not be stored or installed in a damp area such as a freshly plastered building or subjected to abnormal heat, dryness or humidity. St. Vrain Dovetail recommends that all plaster and drywall finish dry at least 2 weeks prior to cabinet/door installation and that the temperature be at occupancy level.
4. All surfaces of each door must receive a uniform application of finish to prevent warpage caused by unequal absorption or release of moisture.
5. Each door must be painted, sealed, or varnished within 1 month of delivery.



General and Warranty Information

6. Any product deemed to be defective must be returned to St. Vrain Dovetail for inspection before a credit is applied.
7. Demands by the purchaser for the repair or replacement of the defective product under the limited warranty must be made in writing and received by St. Vrain Dovetail within one year.

SPECIFIC LIMITATIONS OF WARRANTY

St. Vrain Dovetail limited warranty does not extend to the following situations:

1. Warpage or twisting of three-sixteenths (3/16") of an inch or less shall be considered acceptable and not a defect under the terms of limited warranty.
2. Any door having a width dimension of 30" or height dimension of 60" or more is expressly excluded from this limited warranty. Doors between 50" – 60" without a center rail are not guaranteed.
3. This limited warranty expressly excludes reimbursement to the purchaser for repair or replacement of defective products by any agent or workmen other than St. Vrain Dovetail.

PAINT GRADE MATERIALS WARRANTY

There is no warranty for PG Poplar frame with MDF panel. Poplar tends to warp and twist. For best stability we recommend and warranty PG Maple or Beech frames with MDF Panel.

LIABILITY

St. Vrain Dovetail accepts no responsibility or liability for any of our products improperly installed.

